

Box Elder School District Audit Report 2015-16



Learning is Everything

The mission of Box Elder School District is to provide all community members learning opportunities which develop skills, knowledge and attitudes necessary to become contributing members of society; and do this by utilizing the available resources and creating productive partnerships.

General Fund

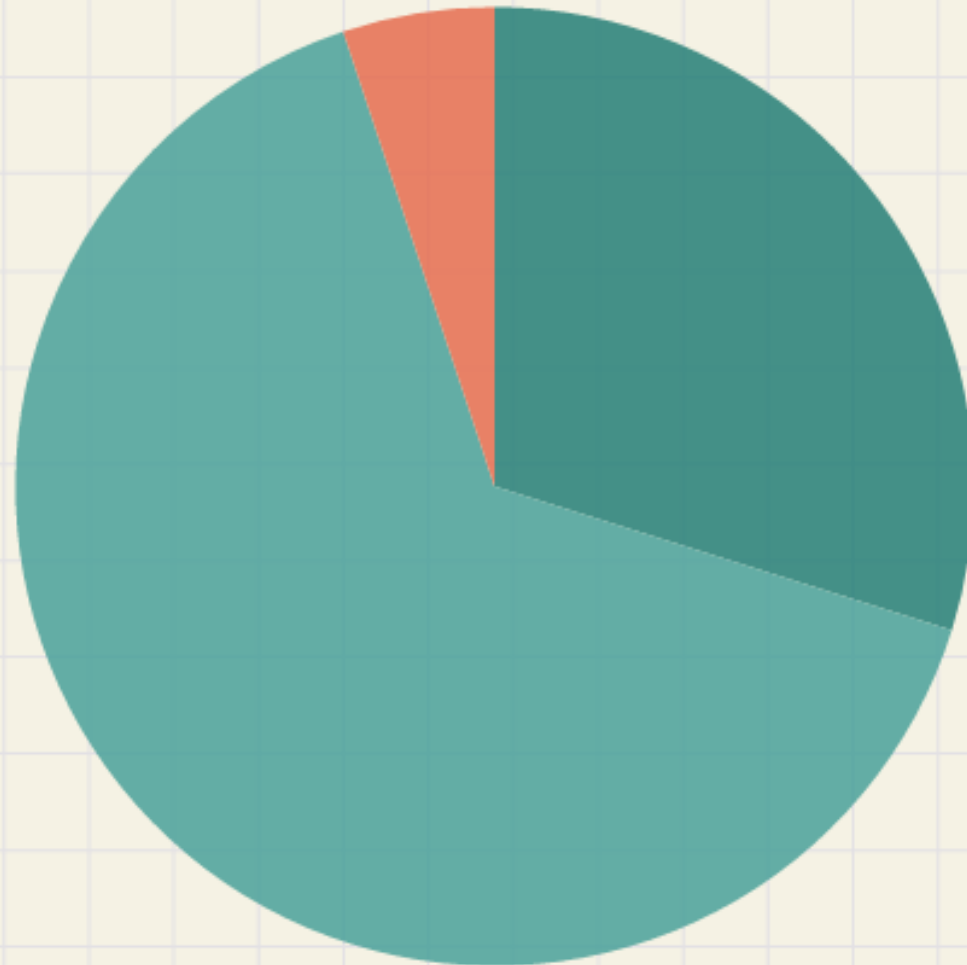
Whats the bottom line?

Profit or **(Loss)**



$$\text{Revenue} - \text{Expenditure} = \text{Profit} / \text{(Loss)}$$
$$\$77,960,439 - \$73,427,903 = \$4,532,536$$

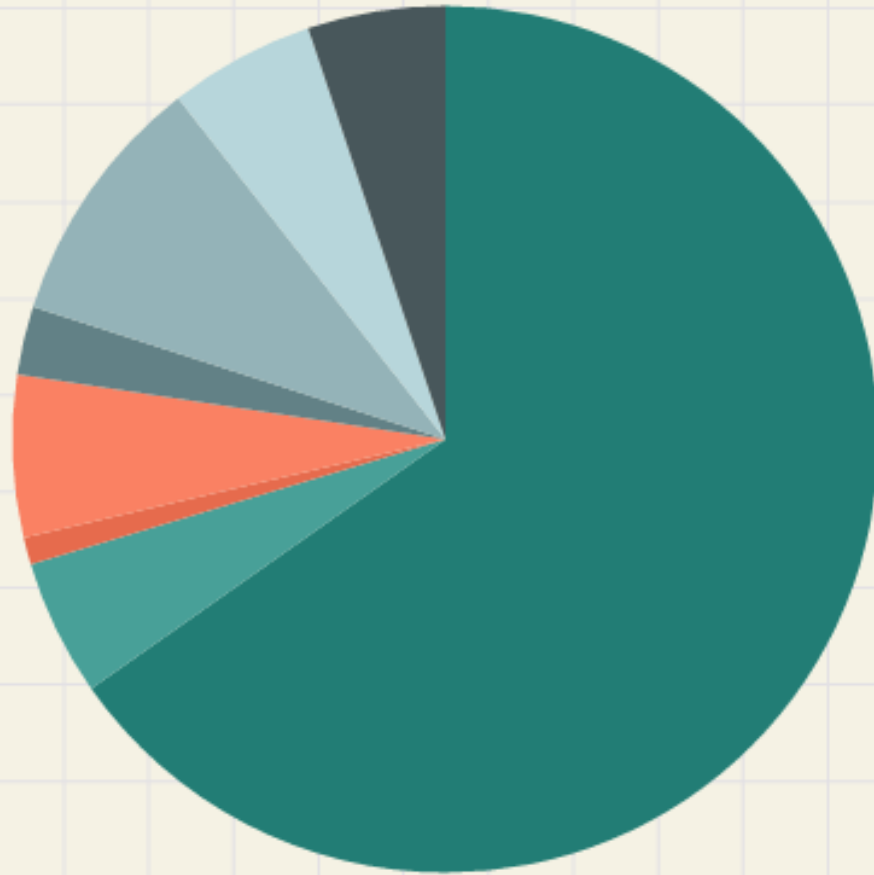
Revenue by Source 2016



Page 17 General Fund Revenue

Local (29.85%) State (65.04%) Federal (5.11%)

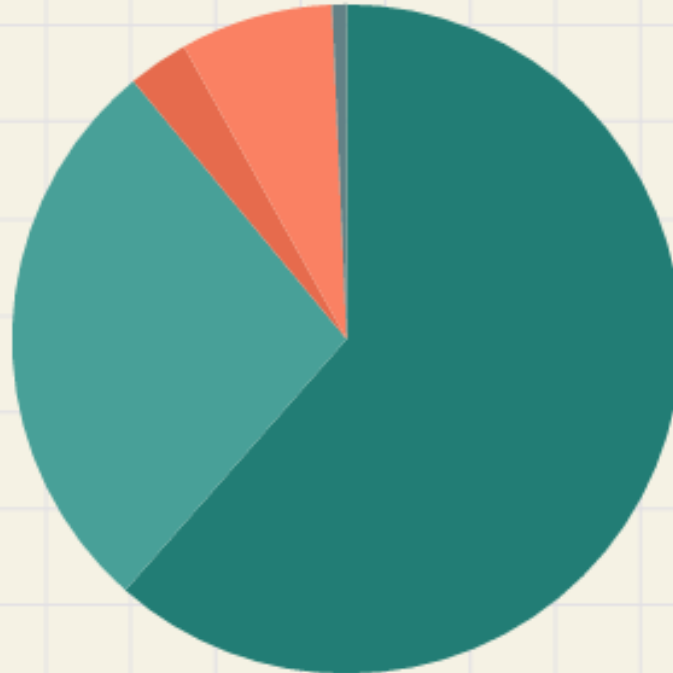
Expenses by Function



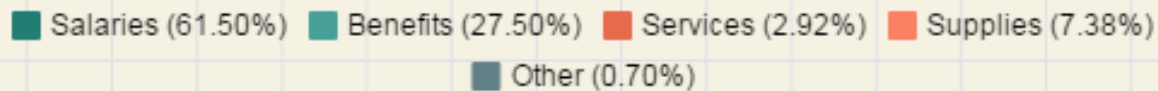
Page 17 General Expenditures

■ Instruction (65.24%) ■ Support Services (5.10%) ■ Administration (1.01%) ■ School Administration (6.04%)
■ Business/IT Operations (2.55%) ■ Maintenance Buildings (9.47%) ■ Transportation (5.45%) ■ Community and Other (5.13%)

Expenditure by Object



State AFR Fund 10



Compensation = 89%

Restricted Balances State Programs



\$1,259,151
Change of
\$36,024

page 15 State Programs
See also page 53



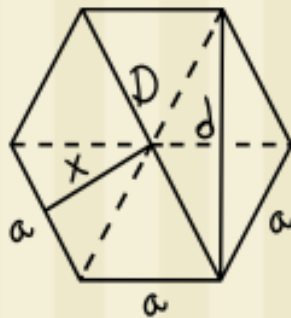
Assigned Balances District Programs

\$10,521,657

Change

\$5,995,313

*Page 15 Other purposes
See also page 53*





**Committed
"Rainy Day Fund"
\$3,120,000
Change
\$800,000**

**Unassigned Fund Balances
\$4,534,892**
Page 15 Unassigned



**Ending Balance
\$1,414,892
Change
(296)**



Student Activity Fund

**Funds in School Checking
Accounts**

**Revenues-Expenditures= Net Profit
\$3,399,286-\$3,396,118=\$3,168**

**Ending Fund Balance
\$722,776**

Page 60 Student Activities



Debt Service

Pay the Mortgage

Revenues-Expenditures= Net Profit

\$5,363,621-\$6,222,243= (858,622)

Fund Balance

\$10,540,608

page 17 Debt Service

Payment Due 2017 FY

\$6,564,151

pages 43-45 obligations

Remaining Bond Balance

\$41,080,000

Page 47 Bond payable ending balance



Capital Outlay Fund

Saving for the future
Revenues-Expenditures= Net Profit

\$9,419,663-\$8,386,891=\$1,032,772

page 17 Capital Projects

Ending Balance

\$33,485,036

Page 17 Ending Balance

Elementary Building = \$16 Million
Next years Budget on
Buildings=\$9,350,000



School Food Service

Revenues-Expenditures= Net Profit

\$4,557,450-\$4,359,585=\$197,865

Ending Fund Balance

\$960,081

Page 60 School Food Service



Final Bottom Line

All Funds Revenue=\$105,469,684

All Funds Expenditure=\$100,399,615

Overall Profit=\$5,070,068

4.8% of Revenues

*School District Ending Annual
Financial Report All Funds*

Teachers Salary Comparison 2016-17

District	Beg	Middle	Top
Box Elder	35,299	50,452	62,797
Cache	34,044	50,868	79,916
Logan	35,475	51,625	77,125
Ogden	39,220	56,720	73,345
Weber	37,400	54,327	67,574
*Box Elder moved from 2nd to last to 8th to last from 2015 to 2016			
in the Beaver School District Survey			