

# Box Elder School District Audit Report 2016-17



**Learning is Everything**

*Our work is teaching and learning. Our priority is to ensure students acquire the knowledge and skills they need to be positive and productive citizens.*



# General Fund

Whats the bottom line?

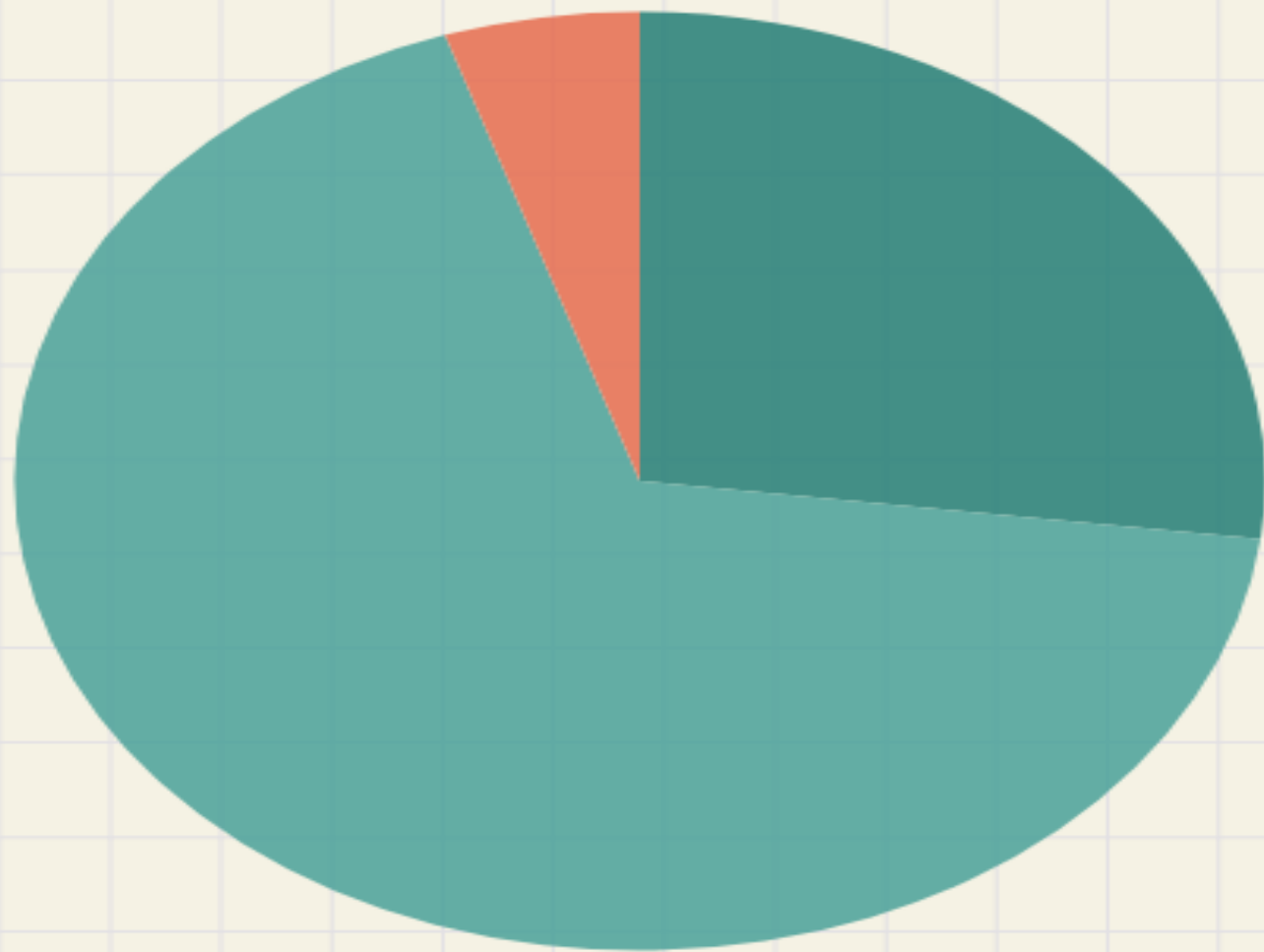
Profit or **(Loss)**



---

$$\text{Revenue} - \text{Expenditure} = \text{Profit} / \text{(Loss)}$$
$$\text{\$80,309,919} - \text{\$75,176,934} = \text{\$5,132,985}$$

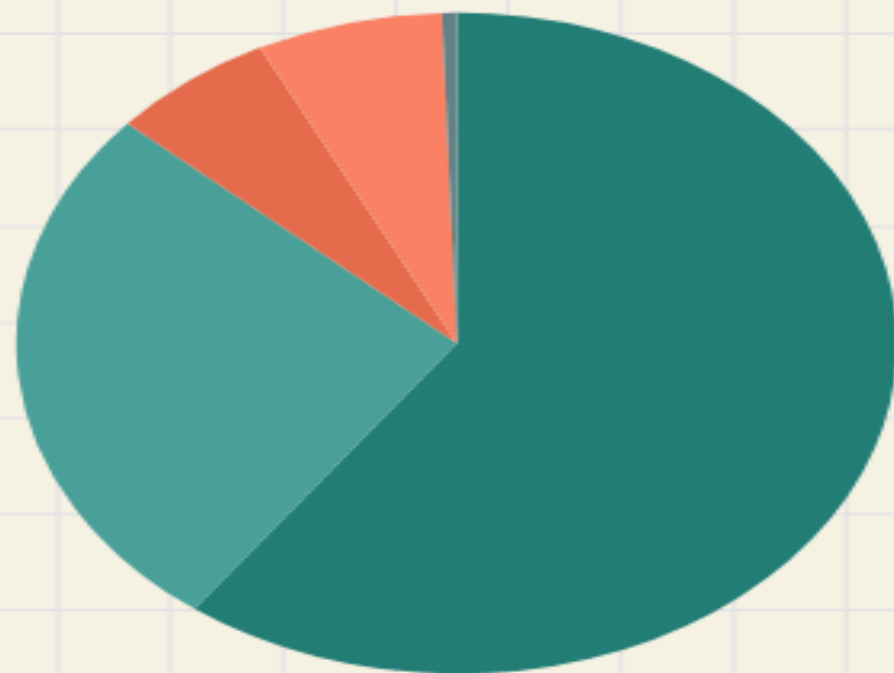
# Revenue by Source 2017



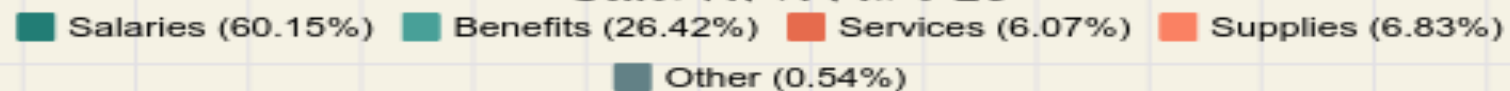
*Page 17 General Fund Revenue*

Local (26.97%) State (67.99%) Federal (5.05%)

## Expenditure by Object



### *State AFR Fund 10*



**Compensation = 87%**

# Restricted Balances State Programs

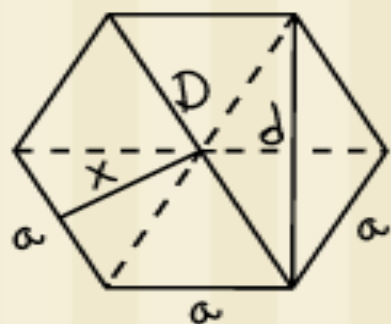
**\$1,652,784**  
**Change of \$393,633**

*page 15 State Programs*  
*See also page 53*



**Assigned Balances  
District Programs  
\$12,757,721  
Change of \$2,236,064**

*Page 15 Other purposes  
See also page 53*






**Committed  
"Rainy Day Fund"  
\$3,900,000  
Change of  
\$780,000**

**Unassigned Fund Balances  
\$7,038,180**

*Page 15 Unassigned*



**Ending Balance  
\$3,138,180**



**Change of \$1,723,288**

# Student Activity Fund

**Funds in School Checking  
Accounts**

**Revenues-Expenditures= Net Profit  
\$3,868,989-\$3,865,794=\$3,195**

**Ending Fund Balance  
\$725,971**

*Page 61 Student Activities*





# Debt Service

**Pay the Mortgage**

**Revenues-Expenditures= Net Profit**

**\$6,224,758-\$6,367,150= (142,392)**

**Fund Balance**

**\$10,398,216**

*page 17 Debt Service*

**Payment Due 2018 FY**

**\$6,338,838**

*pages 43-45 obligations*

**Remaining Bond Balance**

**\$36,170,000**

*Page 47 Bond payable ending balance*



# Capital Outlay Fund

## Finishing Projects

Revenues-Expenditures= Net Profit

**\$9,631,607-\$15,349,973=(\$5,718,366)**

*page 17 Capital Projects*

**Ending Balance**

**\$28,099,820**

*Page 17 Ending Balance*

**Next years Budget on  
Buildings=\$10,115,000**



# School Food Service

**Revenues-Expenditures= Net Profit**

**\$4,529,987-\$4,542,090=(\$12,103)**

**Ending Fund Balance**

**\$947,978**

*Page 61 School Food Service*



# Final Bottom Line

---

**All Funds Revenue=\$109,638,842**

**All Funds Expenditure=\$109,943,620**

---

**Overall Loss= (\$304,778)**

*School District Ending Annual  
Financial Report All Funds*