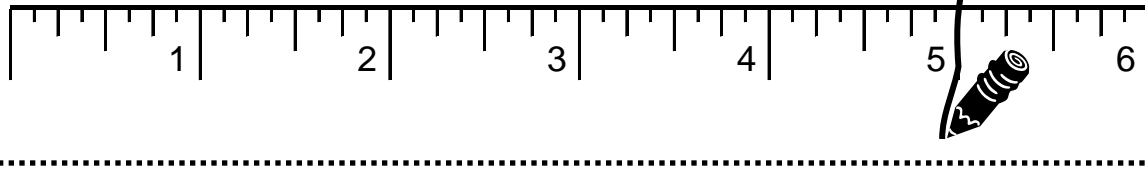


Name: \_\_\_\_\_

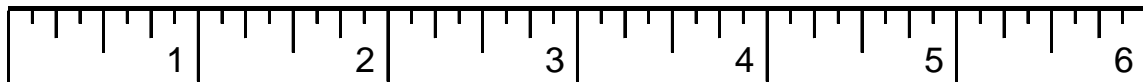
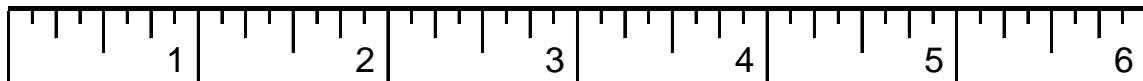
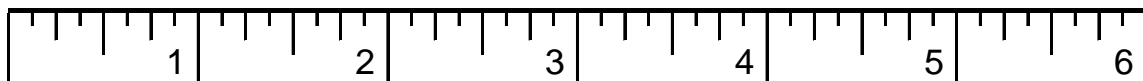
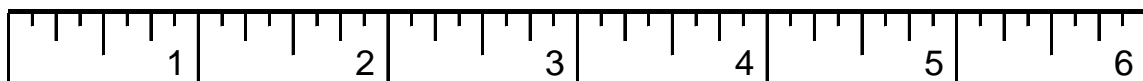
## Measurement

Date: \_\_\_\_\_

Example: On the ruler below, draw a line at 5 inches.



1. On the ruler below, draw a line at 2 inches.

2. Draw a line at  $3\frac{1}{2}$  inches.3. Draw a line at  $5\frac{1}{4}$  inches.4. Draw a line at  $1\frac{1}{8}$  inches.

For Teacher Use Only

Number Correct: \_\_\_\_\_ Percent Correct: \_\_\_\_\_

Indicate which skills are Mastered (M); Failed (F)

 Whole units  
   $\frac{1}{2}$  units  
   $\frac{1}{4}$  units  
  units